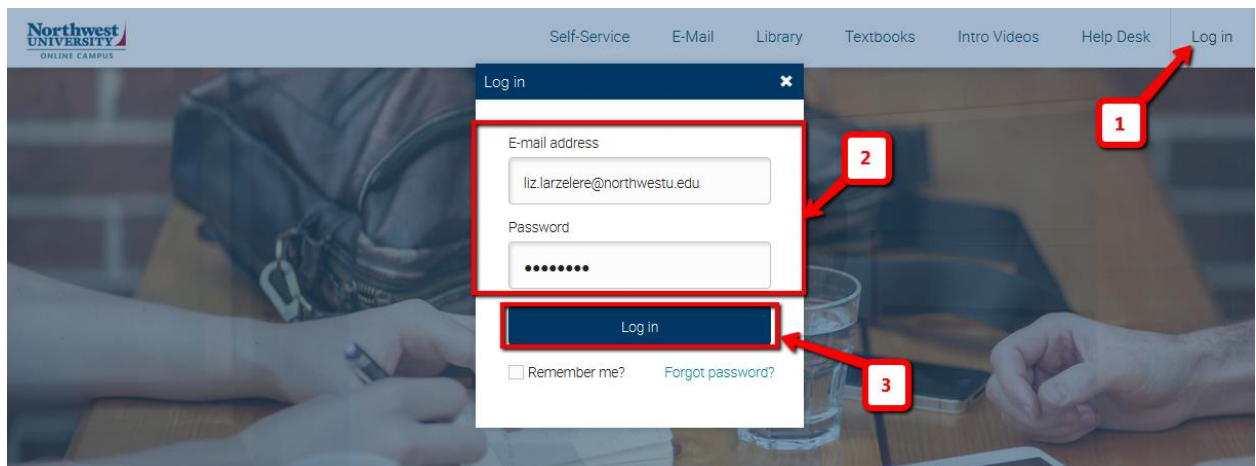


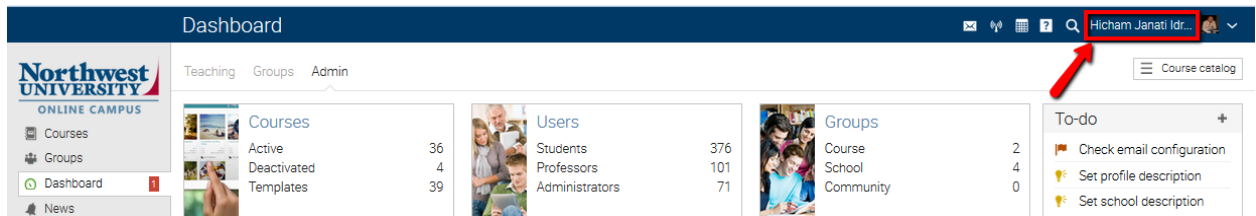
NU Portal Personnel Access Password Change

This quick step by step guide will demonstrate how to change your temporary password in the portal. Please take the time to read all the steps and follow instructions to change your password.

1. Login onto the NU Online Portal at <http://nuonline.northwestu.edu>
2. Input your entire NU email address
3. Use the credentials provided to you (temporary password) which were sent to your NU email account



4. From the "**Welcome Page**" click on your account link



5. Select the "**Edit**" button

About

There is currently no information about this member.

Account

Type: Professor/Full administrator , Joined: Jun 4, 2014

Logins: 98 , Last login: 2 minutes ago , Last login IP: 96.59.14.50





[Login credentials](#) [Reset password](#)



6. Select "**Password**" to change your password


Edit

Select what you want to edit:

-  Picture
Change your picture
-  Description
This is the description that people see when they visit your profile page.
-  Password
Select a different password.
-  Info
Edit your account info, such as your name, birthdate and email address.

7. Enter password desired then click "**Save**"

Change password

 Your e-mail address is: **XXXXXXXXXX**

New password (6 characters minimum, no spaces)

Confirm new password