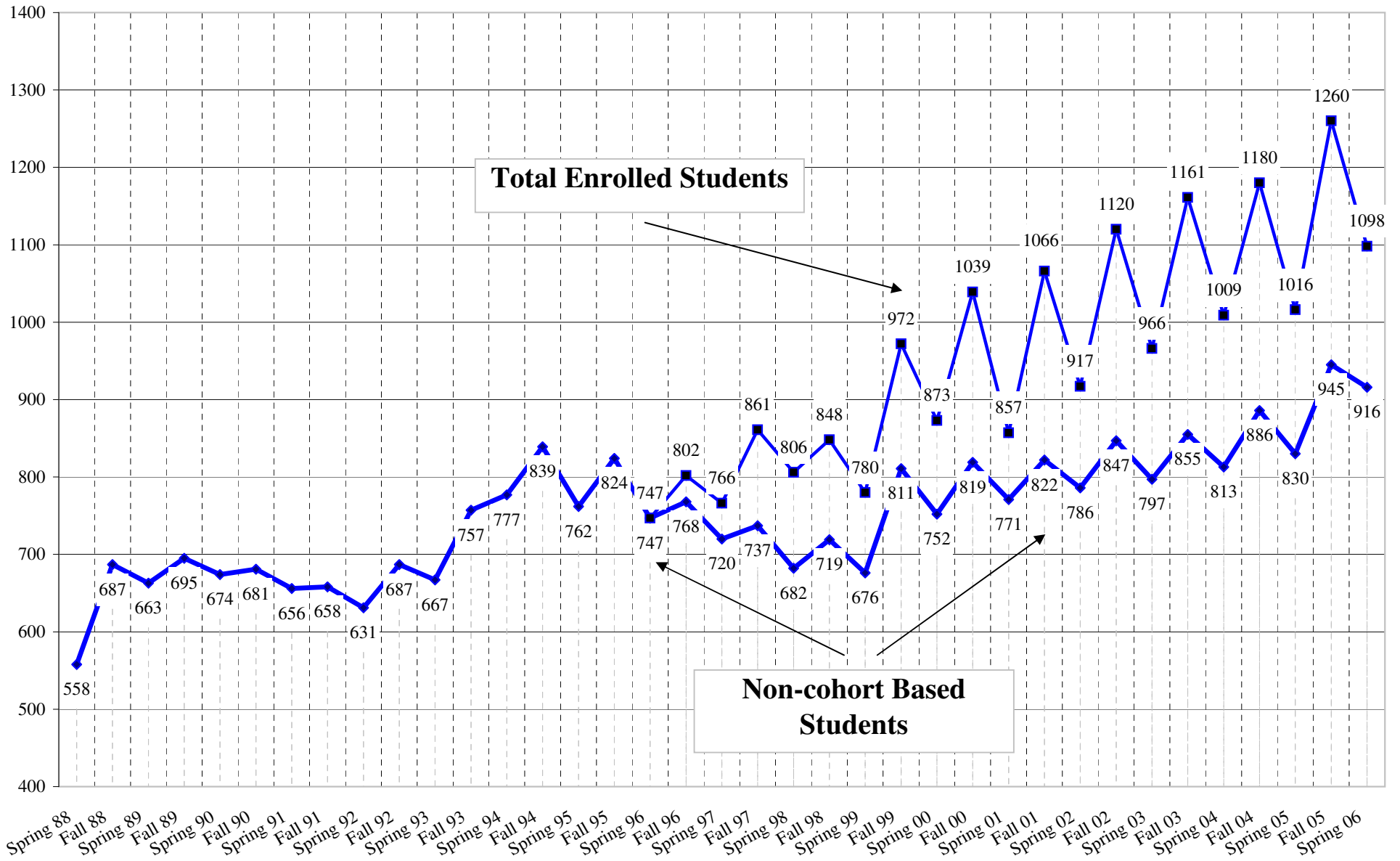


Northwest University Enrollment History

(Final Report-3/1/06)

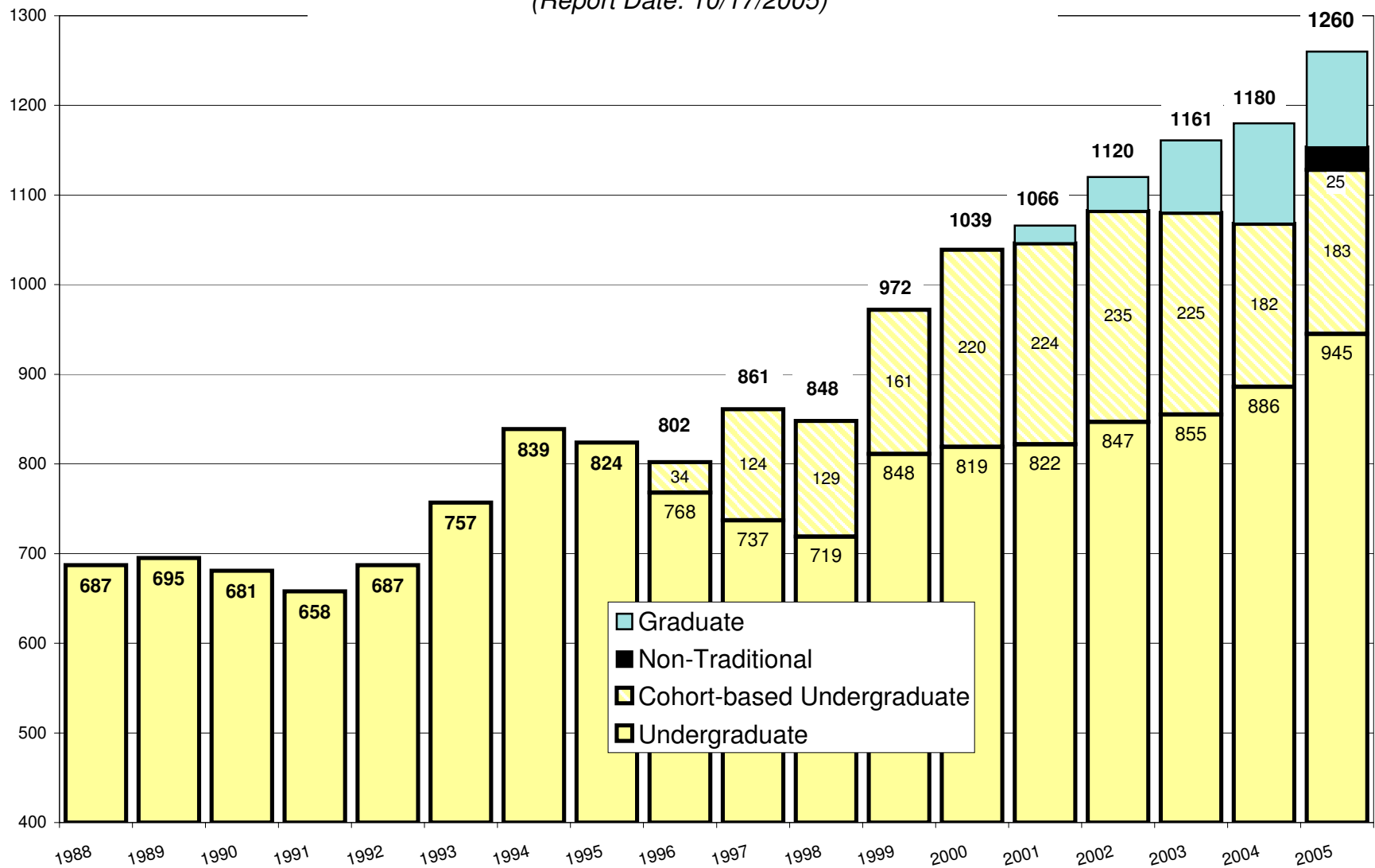


Enrollment by Division and Major - SPRING 2006

	Freshman		Sophomore		Junior		Senior		Special		Graduate		Total		TOTAL
	F	M	F	M	F	M	F	M	F	M	F	M	F	M	
School of Education															143
EDEL	21	1	9	1	16	2	17	2					63	6	69
EDSE-Undeclared	2	0	0	0	0	0	2	0					4	0	4
EDSE-BI	0	1	0	0	1	0	0	0					1	1	2
EDSE-CM	0	0	0	0	1	0	0	0					1	0	1
EDSE-EL	1	1	2	0	3	1	1	1					7	3	10
EDSE-ES	1	0	0	0	0	0	0	0					1	0	1
EDSE-HF	2	1	4	3	1	2	3	0					10	6	16
EDSE-HI	0	0	0	0	0	0	0	0					0	0	0
EDSE-MT	1	0	1	1	1	3	1	1					4	5	9
EDSE-SS	0	3	1	0	1	4	2	1					4	8	12
EDSE-TH	1	0	0	0	0	0	0	0					1	0	1
EDUC-ST							1	0	12	1			13	1	14
EDUC-CE									1	3			1	3	4
College of Arts & Sciences															279
COMM	6	1	6	3	10	4	13	8					35	16	51
ENGL	2	0	7	2	10	2	9	2					28	6	34
ENVS	0	0	0	0	1	1	0	3					1	4	5
ESL-PRC	0	2	0	0	0	0	0	0					0	2	2
HIST	0	0	2	2	1	1	2	1					5	4	9
IDIS	0	0	1	0	2	3	6	4					9	7	16
MATH	0	0	0	0	0	0	0	0					0	0	0
MUSI	3	3	1	5	5	5	4	3					13	16	29
MUSI-ED	2	0	1	1	3	0	3	1					9	2	11
MUSI-FA	1	1	0	0	1	3	0	0					2	4	6
MUSI-MM	3	1	2	1	3	2	4	1					12	5	17
PSCI	1	0	2	0	0	2	3	1					6	3	9
PSYC	14	1	10	3	27	2	19	5					70	11	81
RLPH	0	1	0	2	0	5	0	1					0	9	9
School of Business															192
BUSM	8	15	10	8	11	15	13	12					42	50	92
OMGT	0	1	8	3	12	10	14	16					34	30	64
OMGT-CSE	0	0	0	0	0	0	0	0					0	0	0
OMGT-HC	0	0	0	0	0	1	0	0					0	1	1
AABS	0	0	0	0	0	0	0	0					0	0	0
MBA											10	25	10	25	35
School of Ministry															205
BIBL	1	1	1	3	1	7	1	9					4	20	24
CEDU-CH	2	0	4	0	3	2	5	2					14	4	18
CEDU/CMIN-CH	0	0	0	0	0	0	0	0					0	0	0
GMIN	0	2	2	0	1	0	4	1					7	3	10
INCS	3	1	7	3	1	1	6	1					17	6	23
MISS/CMIN-MS	1	4	3	3	1	0	1	1					6	8	14
PMIN/CMIN-PA	1	13	3	13	4	6	1	13					9	45	54
YMIN/CMIN-YO	2	8	3	6	2	13	3	7					10	34	44
CERT-CS	0	1	1	0	0	0	0	0					1	1	2
Ministry Head Start													0	0	0
LMIN	0	0	2	2	1	8	0	2					3	12	15
CCFP									1	0			1	0	1
School of Nursing															162
NURS	39	2	44	2	34	4	32	5					149	13	162
Associate in Arts															51
AAGS	0	1	0	1	1	0	0	0					1	2	3
AAHS	0	0	0	0	1	0	0	0					1	0	1
SPEC non-degree seeking	0	0	0	0	0	0	0	0	6	1			6	1	7
UNDECLARED	18	10	7	4	0	0	0	0	1	0			26	14	40
School of Graduate Psychology															66
MAST-PS											57	9	57	9	66
TOTALS	136	76	144	72	160	109	170	104	21	5	67	34	698	400	1098

Northwest University Fall 2005 Enrollment Report

(Report Date: 10/17/2005)



NORTHWEST UNIVERSITY
Enrollment by Division and Major
Historical Comparisons - Fall Semesters

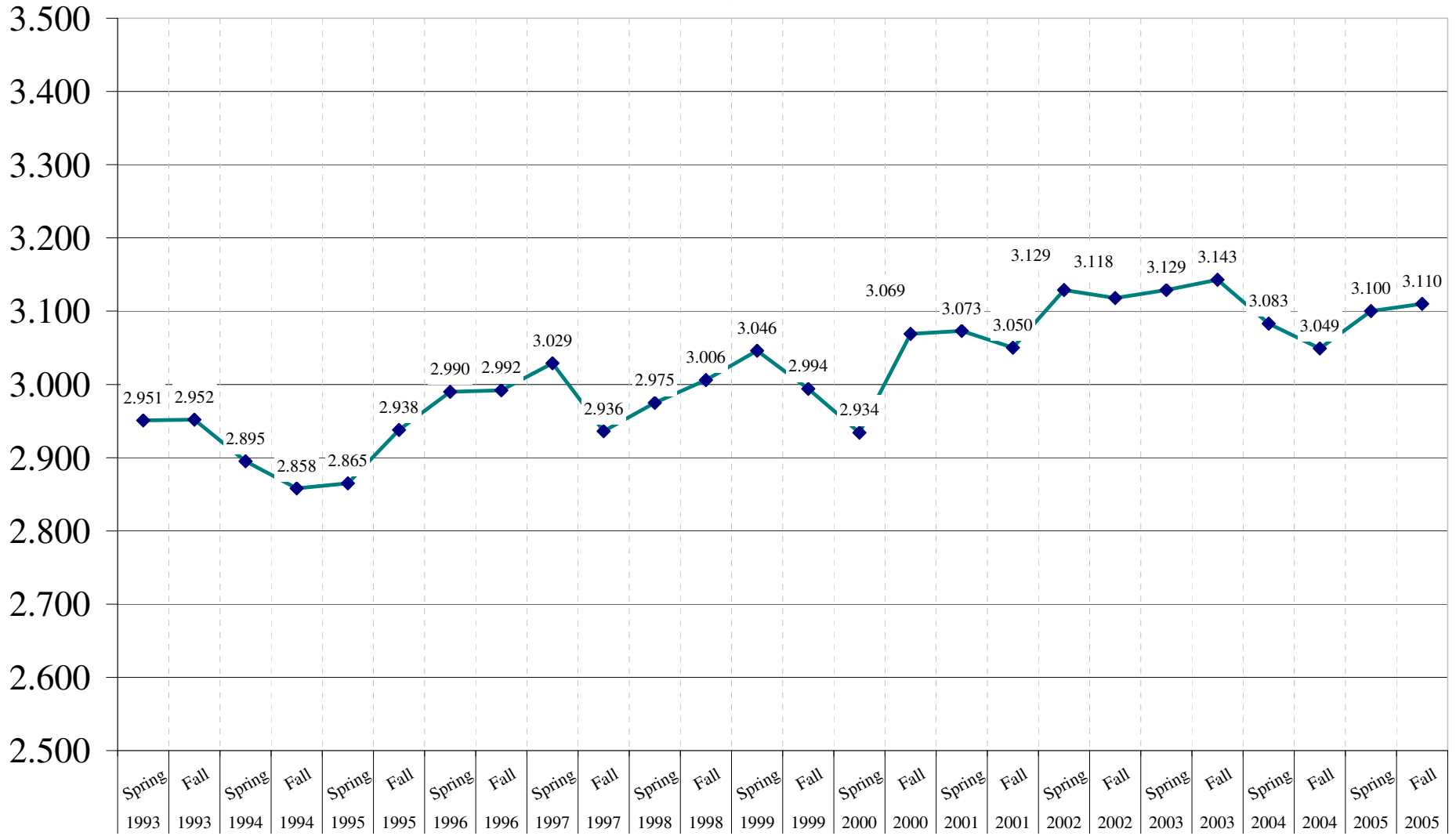
	2005	2004	2003	2002	2001	2000	1999	1998	1997	1996	1995	1994
UNDERGRADUATE PROGRAMS												
College of Arts & Sciences												
COMMUNICATION	53	46	51	45	37	22	13					
ECOINTENSIVE BIOLOGY				1	4	4	10	7	5			
ENGLISH	32	33	25	24	25	20	17					
ENVIRONMENTAL SCIENCE	7	9	8	3	3	9	7					
HISTORY	7	9	7	7	7	9	4					
INTERDISCIPLINARY STUDIES	14	20	17	18	25	17	17	15	18	21	27	18
MATHEMATICS	2											
POLITICAL SCIENCE/HISTORY	10	6	2									
PSYCHOLOGY / BEHAVIORAL SCIENCE	77	76	69	67	74	75	89	95	108	114	130	131
RELIGION & PHILOSOPHY	10	9	11	17	10	19	20	19	13	18	19	19
MUSIC (BA)	23	18	13	13	6	21						
MUSIC EDUCATION (BM)	11	12	14	14	14	12						
CHRISTIAN MUSIC INDUSTRY (BFA)	8	7	12	5	5							
MUSIC-MINISTRY / CHURCH MUSIC	22	25	18	13	11	15	32	38	29	27	22	35
<i>Music subtotals</i>	64	62	57	45	36	48	32	38	29	27	22	35
AA HEALTH SCIENCE		1			4	5	12	11	5	15	17	7
AA-GENERAL STUDIES / TRANSFER	7	11	13	7	15	20	26	22	36	39	36	45
ESL	3	2	2	5	4	2	8		3			
<i>CAS subtotals</i>	286	284	262	239	244	250	255	207	217	234	251	255
School of Business												
BUSINESS ADMINISTRATION	99	96	86	83	89	94	125	103	94	80	77	63
ORGANIZATIONAL MGMT - LEAP	128	134	155	211	224	221	162	131	126	34		
CCFP / AA / Other - LEAP	8	4	2	5								
<i>LEAP subtotals</i>	136	138	157	216	224	221	162	131	126	34	0	0
<i>BUS subtotals</i>	235	234	243	299	313	315	287	234	220	114	77	63
School of Education												
ELEMENTARY EDUCATION	75	86	88	104	108	123	134	135	132	149	167	171
SCED-BIOLOGY	3	4	2	6	6	8	3	3	2			
SCED-CHORAL MUSIC		1	1		1	2	5	5	10	9	4	4
SCED-ENGLISH		3	21	30	30	17	16	20	15	18	20	11
SCED-ENGLISH / LANGUAGE ARTS	9			1	2							
SCED-HEALTH/FITNESS	16	16	12	17	9	11						
SCED-HISTORY/SOCIAL SCIENCE		6	5	9	12	14	19	27	31	26	20	17
SCED-MATH	11											
SCED-PSYCHOLOGY				2	2	2	3	3		3	3	6
SCED-SOCIAL STUDIES	12	8	7	5	9							
SCED-TESL	1					1	4	4	4	5	3	4
SECONDARY EDUCATION (UNDECLARED)	8	8	11	9	1	13	5					
<i>EDSE subtotals</i>	60	46	59	79	72	68	55	62	62	61	50	42
STUDENT TEACHING/CERTIFICATION ONLY	16	29	26	11	12	4	5	2	16	11	16	5
TEACHING ESL			1					6	1	2	2	1
<i>EDU subtotals</i>	151	161	174	194	192	195	194	205	211	223	235	219
School of Ministry												
BIBLICAL LITERATURE	27	25	29	30	34	30	33	25	22	28	32	33
CHRISTIAN EDUCATION / CMIN-CHILDREN	19	15	10	14	9	15	19	19	18	23	21	22
CMIN-PASTORAL CARE / ADULT & FAMILY					1		4	4	7	5	5	5
GENERAL MINISTRIES	11	9	10	8	2							
INTERCULTURAL STUDIES	21	16	4									
MISSIONS / CMIN-MISSIONS	13	12	15	19	27	23	27	18	20	31	32	43
PASTORAL MINISTRIES / CMIN-PASTORAL	54	55	49	50	36	38	38	31	38	40	55	66
YOUTH MINISTRIES / CMIN-YOUTH	47	37	45	45	56	57	61	53	63	63	59	55
CERTIFICATION / DIPLOMA	1	0	1	1		1		2	2	2	4	1
<i>Traditional subtotals</i>	193	169	163	167	165	164	182	152	170	192	208	225
MINISTRY HEAD START	25											
MINISTRY LEADERSHIP - LEAP	45	42	42	19								
<i>SOM sub totals</i>	263	211	205	186	165	164	182	152	170	192	208	225
School of Nursing												
SCHOOL OF NURSING	165	136	123	108	83	59						
Undeclared												
UNDECLARED AND SPECIAL	53	42	50	56	49	56	54	50	43	39	53	77
UNDERGRADUATE TOTALS	1153	1068	1057	1082	1046	1039	972	848	861	802	824	839
GRADUATE PROGRAMS												
School of Business												
MASTER OF BUSINESS ADMINISTRATION	40	36	18									
School of Graduate Psychology												
COUNSELING PSYCHOLOGY	67	76	62	38	20							
<i>GRAD subtotals</i>	107	112	80	38	20	0	0	0	0	0	0	0
GRAND TOTAL ENROLLMENT	1260	1180	1137	1120	1066	1039	972	848	861	802	824	839

Northwest University

Average GPA History

(GPA of all graded courses at end of indicated semester)

Non-Cohort Undergraduate Students

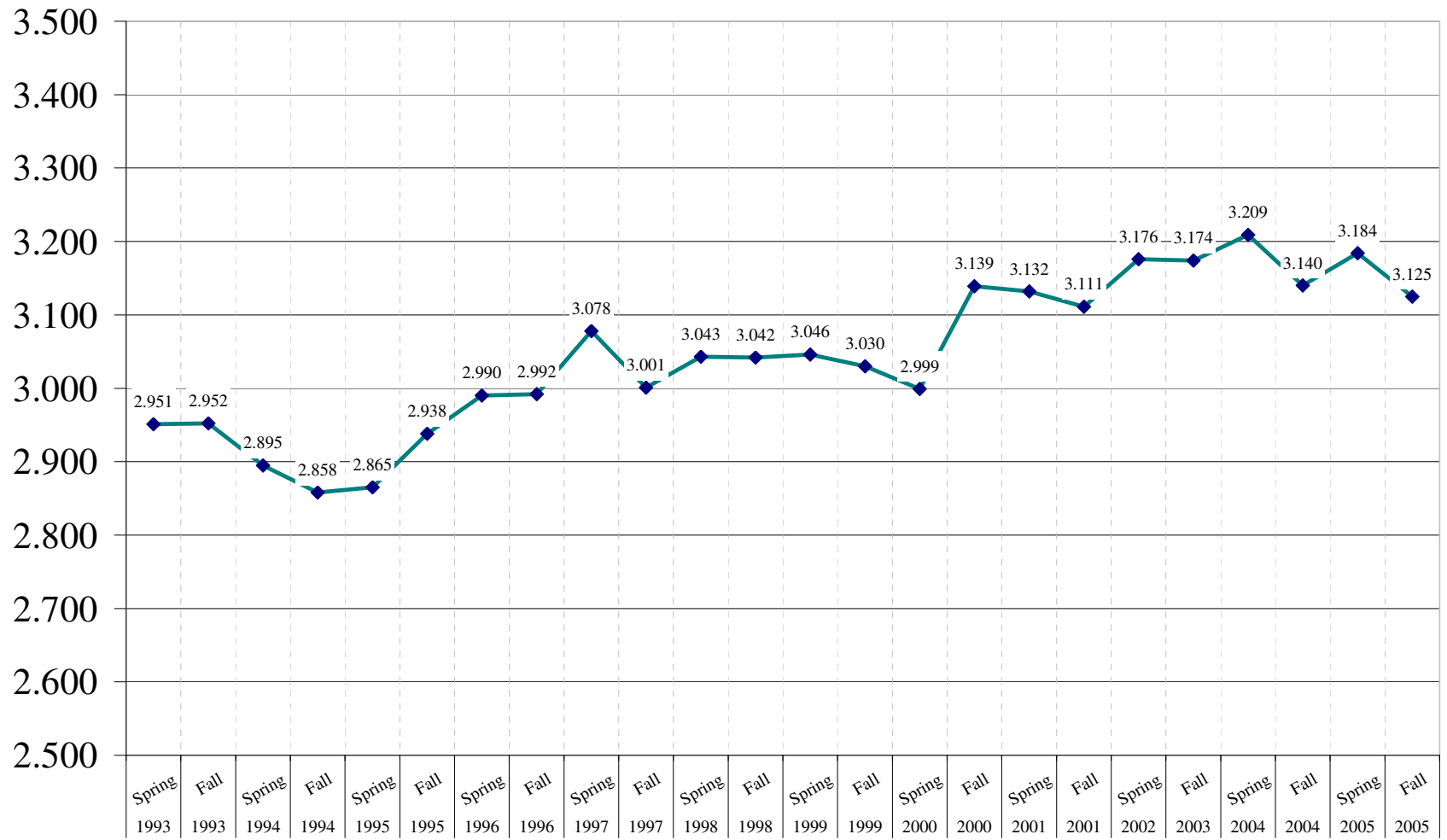


Northwest University

Average GPA History

(GPA of all graded courses at end of indicated semester)

All Students



Graduate History

	99/00	00/01	01/02	02/03	03/04	04/05	05/06 *
AAGS	9	13	15	5	6	2	4
AAHS	2	1	1	1			1
BIBL	8	6	9	15	8	4	8
BSCI	7	2		2	1		1
BUSM	30	21	19	25	16	24	29
CEDU/CMIN-ED	2			1		1	
CEDU-CH/CMIN-CH	4	4	4	2	1	1	5
CERT				1	2		1
CMIN-MU					1		
CMIN-PC	1		1				
COMM		1	7	12	9	15	17
EBIO	2		2				
EDEL	18	12	19	15	22	21	12
EDSE-BI		2		3	1		
EDSE-EN	3	2	6	5	5		
EDSE-ES	1	1					
EDSE-HF				5	3	4	1
EDSE-HI	3	3	2			2	
EDSE-LA				4	7		2
EDSE-MATH							3
EDSE-MU	2	1					
EDSE-PS			2				
EDSE-SS				3	3	2	2
ENGL		8	7	9	9	8	11
ENVS	2	4			1	5	3
GMIN				2	1	6	5
HIST		2	2	4	1	4	4
IDIS	3	6	9	6	3	3	10
INCS				1	1	1	5
LMIN					5	9	6
MISS/CMIN-MS	4	2	4	2	8	1	1
MUSI		2	4	1	7	5	6
MUSI-ED	1				3	1	2
MUSI-FA			1		1		
MUSI-MM/CMUS	6	5	2		3	3	4
NURS			12	18	28	32	29
OMGT-CS	4	10	11	7	3	5	
OMGT-HC	1	1	1				
OMGT-OD	32	52	46	58	54	43	28
PMIN/CMIN-PA	4	2	4	8	9	12	13
PSCI					1	1	3
PSYC	17	21	8	20	20	19	18
RLPH	6	5	2	6	6	3	2
YMIN/CMIN-YO	9	12	16	16	4	5	5
MAST-PS				15	13	40	31
MBA						7	20

**Prospective*

181 201 216 272 266 289 **292**